

Dated: 18.04.2016

The Secretary
The Calcutta Stock Exchange Ltd.
7, Lyons Range
Kolkata – 700 001

Dear Sir/ Madam,

Sub: Submission of Shareholding Pattern as on quarter ended 31st March, 2016

We are submitting herewith Shareholding Pattern as on quarter ended 31st March, 2016 in terms of Regulation 31(1)(b) of the SEBI (Listing Obligations and Disclosure Requirements) Regulations, 2015.

This is for your information & record.

Thanking you,

Yours faithfully
For Niharika India Limited



Shyam Sundar Chatterjee
(Managing Director)
DIN: 00200263

Format of holding of specified securities

1. Name of Listed Entity: NIHARIKA INDIA LTD. (CIN:L36900WB1995PLC072857)
2. Scrip Code 024154 Name of Scrip -,- Class of Security Equity
3. Share Holding Pattern Filed under : Reg. 31(1)(a)/Reg. 31(1)(b)/Reg. 31(1)(c)
 - a. If under 31 (1)(b) then indicate the report for Quarter ending: 31/03/2016
 - b. If under 31(1)(c) then indicate date of allotment/extinguishment

4. **Declaration** : The Listed entity is required to submit the following declaration to the extent of submission of information:-

	Particulars	Yes*	No*
1	Whether the Listed Entity has issued any partly paid.up shares?		No
2	Whether the Listed Entity has issued any Convertible Securities or Warrants?		No
3	Whether the Listed Entity has any shares against which depository receipts are issued?		No
4	Whether the Listed Entity has any shares in Locked-in?		No
5	Whether any shares held by promoters are pledge or otherwise encumbered?		No

* If the Listed Entity selects the option 'No' for the questions above, the column for the partly paid up shares, Outstanding Convertible Securities/Warrants, depository receipts, locked-in shares, No of shares pledged or otherwise encumbered by promoters, as applicable, shall not be displayed at the time of dissemination on the Stock Exchange website. Also wherever there is 'No' declared by Listed Entity in above table the values will be considered as 'Zero' by default on submission of the format of holding of specified securities.

5. The tabular format for disclosure of holding of specified securities is as follows:-



Table I - Summary Statement holding of specified securities as on 31/03/2016

Category (I)	Category of shareholder (II)	Nos. of shareholders (III)	No. of fully paid up equity shares held (IV)	No. of Partly paid-up equity shares held (V)	No. of shares underlying Depository Receipts (VI)	Total nos. shares held (VII)=(IV)+(V)+(VI)	Shareholding as a % of total no. of shares (calculated as per SCRR, 1957) As a % of (A+B+C2) (VIII)	Number of Voting Rights held in each class of securities (IX)				No of shares Underlying outstanding convertible securities (including Warrants) (X)	Shareholding as a % assuming full conversion of convertible securities (as a percentage of diluted share capital) (XI)=(VII)+(X) As a % of (A+B+C2)	Number of Locked in shares (XII)		Number of shares pledged or otherwise encumbered (XIII)		Number of equity shares held in dematerialized form (XIV)
								No of Voting Rights			Total as a % of (A+B+C)			No. (a)	As a % of total shares held (b)	No. (a)	As a % of total shares held (b)	
								Class eg:x	Class eg:y	Total								
(A)	Promoter & Promoter group	1	134900	0	0	134900	2.3645	134900	0	134900	2.3645	0	2.3645	0	0.0000	0	0.0000	134900
(B)	Public	573	5570355	0	0	5570355	97.6355	5570355	0	5570355	97.6355	0	97.6355	0	0.0000	NA		3592155
(C)	Non Promoter - Non Public															NA		
(C1)	Shares underlying DRs						NA									NA		
(C2)	Shares held by Employee Trusts															NA		
	Total	574	5705255	0	0	5705255	100.0000	5705255	0	5705255	100.0000	0	100.0000	0				3727055




Table II - Statement Showing shareholding pattern of the Promoter and Promoter Group as on 31/03/2016

	Category & Name of the Shareholders (I)	PAN	Nos. of shareholders (III)	No. of fully paid up equity shares held (IV)	Partly paid-up equity shares held (V)	Nos. of shares underlying Depository Receipts (VI)	Total nos. shares held (VII)=(IV)+(V)+(VI)	Shareholding % calculated as per SCRR, 1957 As a % of (A+B+C2) (VIII)	Number of Voting Rights held in each class of securities (IX)			No of shares Underlying outstanding convertible securities (including Warrants) (X)	Shareholding as a % assuming full conversion of convertible securities (as a percentage of diluted share capital) (XI)=(VII)+(X) As a % of A+B+C2)	Number of Locked in shares (XII)		Number of shares pledged or otherwise encumbered (XIII)		Number of equity shares held in dematerialized form (XIV)	
									No of Voting Rights					No. (a)	As a % of total shares held (b)	No. (a)	As a % of total shares held (b)		
									Class x	Class y	Total								
(1)	Indian																		
(a)	Individuals/Hindu undivided Family																		
(b)	Central Government/State Government(s)																		
(c)	Financial Institutions/Banks																		
(d)	Any Other (specify)																		
	Bodies Corporate		1	134900	0	0	134900	2.3645	134900	0	134900	2.3645	0	2.3645	0	0.0000	0	0.0000	134900
	MANGLAM INDIA LIMITED	AACCM0508N	1	134900	0	0	134900	2.3645	134900	0	134900	2.3645	0	2.3645	0	0.0000	0	0.0000	134900
	Sub Total		1	134900	0	0	134900	2.3645	134900	0	134900	2.3645	0	2.3645	0	0.0000	0	0.0000	134900
(2)	Foreign																		
(a)	Individuals (Non-Resident Individuals/Foreign Individuals)																		
(b)	Government																		
(c)	Institutions																		
(d)	Foreign Portfolio Investor																		
(e)	Any Other (specify)																		
	Sub Total		0	0	0	0	0	0.0000	0	0	0	0.0000	0	0.0000	0	0.0000	0	0.0000	0
	Total Shareholding of Promoter and Promoter Group (A)=(A)(1)+(A)(2)		1	134900	0	0	134900	2.3645	134900	0	134900	2.3645	0	2.3645	0	0.0000	0	0.0000	134900



Table III - Statement Showing shareholding pattern of the Public shareholder as on 31/03/2016

	Category & Name of the Shareholders (I)	PAN (II)	Nos. of shareholders (III)	No. of fully paid up equity shares held (IV)	Partly paid up equity shares held (V)	Nos. of shares underlying Depository Receipts (VI)	Total nos. shares held (VII)=(IV)+(V)+(VI)	Shareholding % calculated as per SCRR, 1957) As a % of (A+B+C2) (VIII)	Number of Voting Rights held in each class of securities (IX)			No of shares Underlying outstanding convertible securities (including Warrants) (X)	Shareholding as a % assuming full conversion of convertible securities (as a percentage of diluted share capital) (XI)=(VII)+(X) As a % of A+B+C2)	Number of Locked in shares (XII)		Number of shares pledged or otherwise encumbered (XIII)		Number of equity shares held in dematerialized form (XIV)	
									No of Voting Rights					As a % of total shares held (a)	No. (Not applicable) (a)	As a % of total shares held (Not applicable) (b)	Number of equity shares held in dematerialized form (XIV)		
									Class x	Class y	Total								
(1)	Institutions																		
(a)	Mutual Funds / UTI																		
(b)	Venture Capital Funds																		
(c)	Alternate Investment Funds																		
(d)	Foreign Venture Capital Investors																		
(e)	Foreign Portfolio Investors																		
(f)	Financial Institutions / Banks																		
(g)	Insurance Companies																		
(h)	Provident Funds / Pension Funds																		
(i)	Any Other (specify)																		
	Sub Total		0	0	0	0	0	0.0000	0	0	0	0.0000	0	0.0000	0	0.0000	NA		0
(2)	Central Government / State Government(s) / President of India																		
(3)	Non-Institutions																		
(a)	Individuals-																		
	i. Individual shareholders holding nominal share capital upto Rs.2 lakhs		481	1884000	0	0	1884000	33.0222	1884000	0	1884000	33.0222	0	33.0222	0	0.0000	NA		1447440
	ii. Individual shareholders holding nominal share capital in excess of Rs.2 lakhs		14	524120	0	0	524120	9.1866	524120	0	524120	9.1866	0	9.1866	0	0.0000	NA		524120
	Rabindra Nath Patra	BKBPP5693L	1	83670	0	0	83670	1.4665	83670	0	83670	1.4665	0	1.4665	0	0.0000	NA		83670
	RAJENDRA PRASAD SHAH	AKUPS5078C	1	59300	0	0	59300	1.0394	59300	0	59300	1.0394	0	1.0394	0	0.0000	NA		59300
(b)	NBFCs registered with RBI																		
(c)	Employee Trusts																		
(d)	Overseas Depositories (holding DRs) (balancing figure)																		
(e)	Any Other (specify)																		
	Bodies Corporate		78	3162235	0	0	3162235	55.4267	3162235	0	3162235	55.4267	0	55.4267	0	0.0000	NA		1620595




Table III - Statement Showing shareholding pattern of the Public shareholder as on 31/03/2016

Category & Name of the Shareholders (I)	PAN (II)	Nos. of shareholders (III)	No. of fully paid up equity shares held (IV)	Partly paid up equity shares held (V)	Nos. of shares underlying Depository Receipts (VI)	Total nos. shares held (VII)=(IV)+(V)+(VI)	Shareholding % calculated as per SCRR, 1957) As a % of (A+B+C2) (VIII)	Number of Voting Rights held in each class of securities (IX)			No of shares Underlying outstanding convertible securities (including Warrants) (X)	Shareholding as a % assuming full conversion of convertible securities (as a percentage of diluted share capital) (XI)=(VII)+(X) As a % of A+B+C2)	Number of Locked in shares (XII)		Number of shares pledged or otherwise encumbered (XIII)		Number of equity shares held in dematerialized form (XIV)	
								No of Voting Rights					Total as a % of Total Voting rights	As a % of total shares held (a)	As a % of total shares held (b)	No. (Not applicable) (a)		As a % of total shares held (Not applicable) (b)
								Class x	Class y	Total								
MRINMOYEE VINIMAY PVT LTD		1	530000	0	0	530000	9.2897	530000	0	530000	9.2897	0	9.2897	0	0.0000	NA	0	
SAWARIA TRADING PRIVATE LIMITED	AADCA9333L	1	507850	0	0	507850	8.9014	507850	0	507850	8.9014	0	8.9014	0	0.0000	NA	507850	
LOWER VYAPAR PVT. LTD.	AAFCS4794P	1	367800	0	0	367800	6.4467	367800	0	367800	6.4467	0	6.4467	0	0.0000	NA	367800	
ANUSHREE TRADELINK PVT. LTD.		1	300000	0	0	300000	5.2583	300000	0	300000	5.2583	0	5.2583	0	0.0000	NA	0	
NEW WAVE DEALERS PVT LTD		1	150000	0	0	150000	2.6292	150000	0	150000	2.6292	0	2.6292	0	0.0000	NA	0	
SHREYA TIE-UP PVT LTD		1	100000	0	0	100000	1.7528	100000	0	100000	1.7528	0	1.7528	0	0.0000	NA	0	
BETTER MERCANTILE PRIVATE LIMITED	AAICS6024M	1	89600	0	0	89600	1.5705	89600	0	89600	1.5705	0	1.5705	0	0.0000	NA	89600	
GRACEFUL ADVISORY SERVICES PVT LTD		1	80000	0	0	80000	1.4022	80000	0	80000	1.4022	0	1.4022	0	0.0000	NA	0	
BAHUBALI PROPERTIES LIMITED	AABCB1061G	1	78840	0	0	78840	1.3819	78840	0	78840	1.3819	0	1.3819	0	0.0000	NA	78840	
SRI KRISHNA CLOTH MERCHANTS PRIVATE LIMITED	AAHCS3292A	1	61900	0	0	61900	1.0850	61900	0	61900	1.0850	0	1.0850	0	0.0000	NA	61900	
MAHIMA SUPPLIERS PVT LTD		1	60000	0	0	60000	1.0517	60000	0	60000	1.0517	0	1.0517	0	0.0000	NA	0	
Sub Total		573	5570355	0	0	5570355	97.6355	5570355	0	5570355	97.6355	0	97.6355	0	0.0000	NA	3592155	
Total Public Shareholding (B)=(B)(1)+(B)(2)+(B)(3)		573	5570355	0	0	5570355	97.6355	5570355	0	5570355	97.6355	0	97.6355	0	0.0000	NA	3592155	




Table Iv - Statement Showing shareholding pattern of the Non Promoter - Non Public shareholder as on 31/03/2016

Category & Name of the Shareholders (I)	PAN (II)	No of shareholders (III)	No. of fully paid up equity shares held (IV)	Partly paid-up equity shares held (V)	Nos. of shares underlying Depository Receipts (VI)	Total nos. shares held (VII)=(IV) + (V)+(VI)	Shareholding % calculate d as per SCRR, 1957) As a % of (A+B+C2) (VIII)	Number of Voting Rights held in each class of securities (IX)			Total as a % of Total Voting rights	No of shares Underlying outstanding convertible securities (including Warrants) (X)	Total Shareholding as a % assuming full conversion of convertible securities (as a percentage of diluted share capital) (XI)=(VII)+(X) As a % of A+B+C2)	Number of Locked in shares (XII)		Number of shares pledged or otherwise encumbered (XIII)		Number of equity shares held in dematerialized form (XIV)
								No of Voting Rights						No. (a)	As a % of total shares held (b)	Nos. (Not applicable) (a)	As a % of total share (Not applicable) (b)	
								Class x	Class y	Total								
(1) Custodian / DR Holder																		
(2) Employee Benefit Trust (under SEBI (Share based Employee Benefit) Regulations, 2014)																		
Total Non Promoter - Non Public Shareholding (C)=(C)(1)+(C)(2)		0	0	0	0	0	0.0000	0	0	0	0.0000	0	0.0000	0	0.0000	NA	NA	0



NIHARIKA INDIA LTD.				
Distribution Schedule as on 31/03/2016				
Share Holding	No of Holders	% age	No of Shares	% age
Upto 50	17	2.9617	410	0.0072
51 to 100	5	0.8711	455	0.0080
101 to 150	2	0.3484	285	0.0050
151 to 250	3	0.5226	650	0.0114
251 to 500	22	3.8328	10005	0.1754
501 to 5000	354	61.6725	860440	15.0815
Above 5000	171	29.7909	4833010	84.7116
Grand Total	574	100.0000	5705255	100.0000
Distribution Schedule as on 31/03/2016				
Share Holding	No of Holders	% age	No of Shares	% age
Upto 500	49	8.5366	11805	0.2069
501 to 1000	80	13.9373	67600	1.1849
1001 to 2000	102	17.7700	171000	2.9972
2001 to 3000	55	9.5819	146950	2.5757
3001 to 4000	71	12.3693	253790	4.4484
4001 to 5000	46	8.0139	221100	3.8754
5001 to 10000	87	15.1568	654550	11.4728
Above 10000	84	14.6341	4178460	73.2388
Grand Total	574	100.0000	5705255	100.0000
Distribution Schedule as on 31/03/2016				
Notional Value of (Rs.)	No of Holders	% age	Amount (Rs.)	% age
Upto 5000	49	8.5366	118050	0.2069
5001 to 10000	80	13.9373	676000	1.1849
10001 to 20000	102	17.7700	1710000	2.9972
20001 to 30000	55	9.5819	1469500	2.5757
30001 to 40000	71	12.3693	2537900	4.4484
40001 to 50000	46	8.0139	2211000	3.8754
50001 to 100000	87	15.1568	6545500	11.4728
Above 100000	84	14.6341	41784600	73.2388
Grand Total	574	100.0000	57052550	100.0000



NIHARIKA INDIA LTD.

Shareholding Summary as on 31/03/2016

Form	No of Records	No of Shares
PHYSICAL	159	1978200
NSDL	415	3727055
CDSL	0	0
TOTAL	574	5705255

